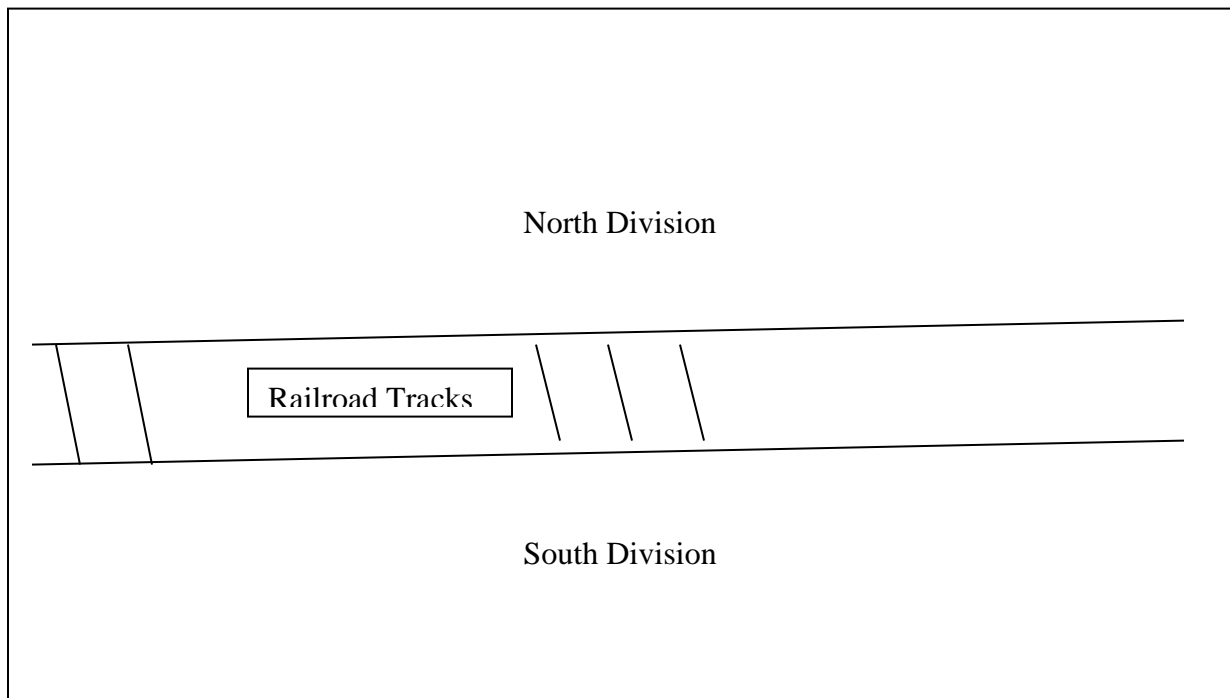


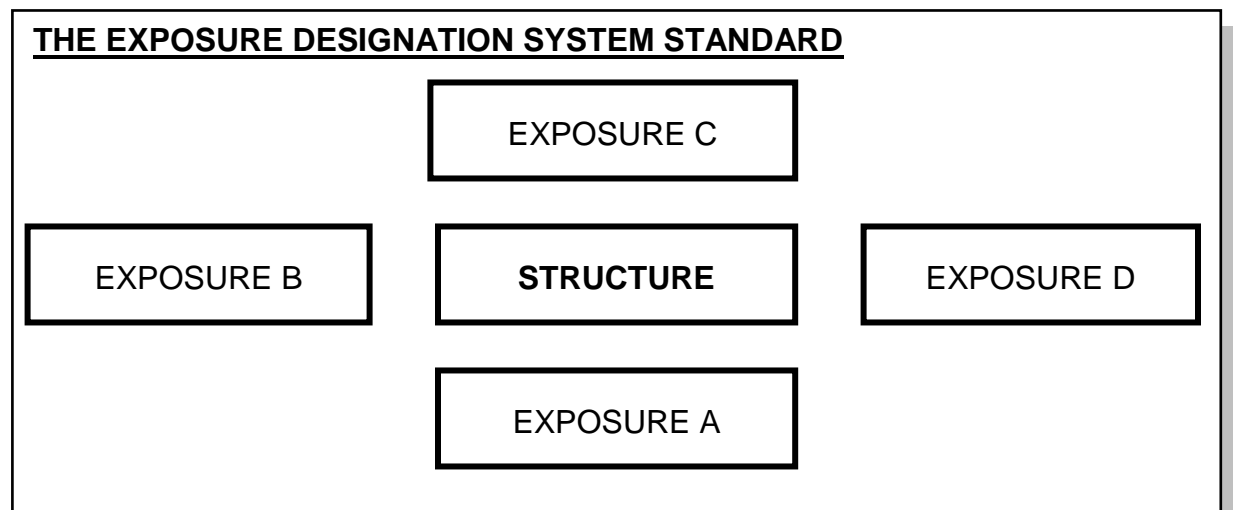
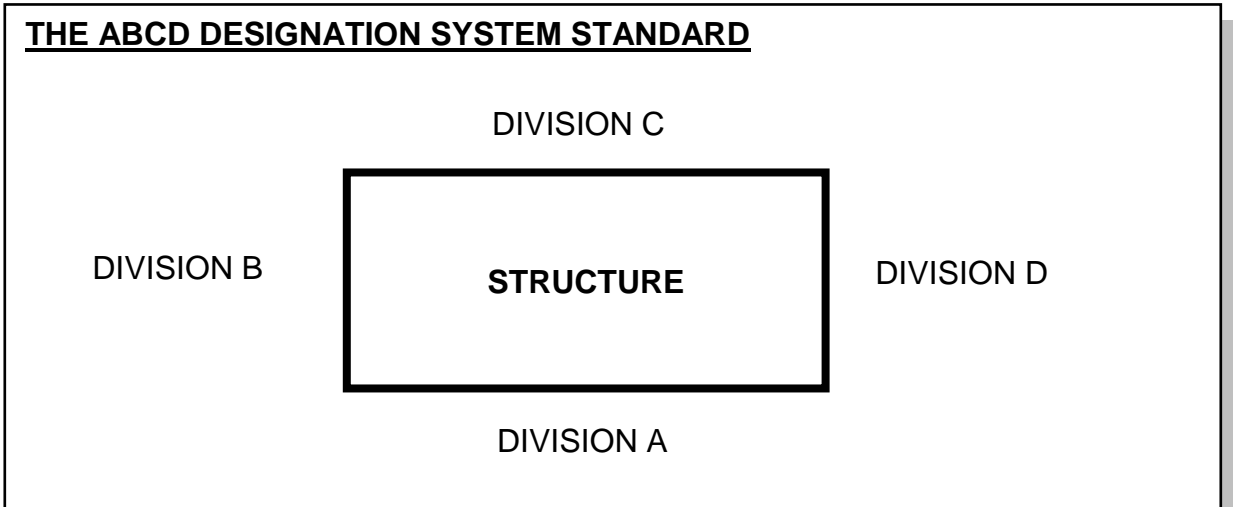
PURPOSE

To establish guidelines for dividing the scene of an emergency incident building/area.

PROCEDURE

1. The system uses a letter designation for each exterior side of the emergency incident building (or area).
2. The front (street address) side of the building is designated as “Alpha” and the word designations (Alpha, Bravo, Charlie, Delta) move clockwise around the structure.
3. Building exposures may also be identified with a similar system – using the letter designation to identify each exposure based on its location.
4. There will be times when the Alpha side of a building either is not clearly defined, or is somewhat subjective. In these cases it is incumbent that the IC clearly communicates which side of the building is declared as the Alpha side. At large scale emergencies bright contrasting spray paint may be used to help indicate specific sides of the building using letters, A, B , C or D.
5. It is also permissible to divide an incident based on a geographical separation, such as North Division and South Division.
6. On incidents that are spread over a wide area (e.g., multiple vehicle accidents on a freeway), the scene may be divided by using the apparatus number or the unit assigned to that particular area (e.g., Division 62).

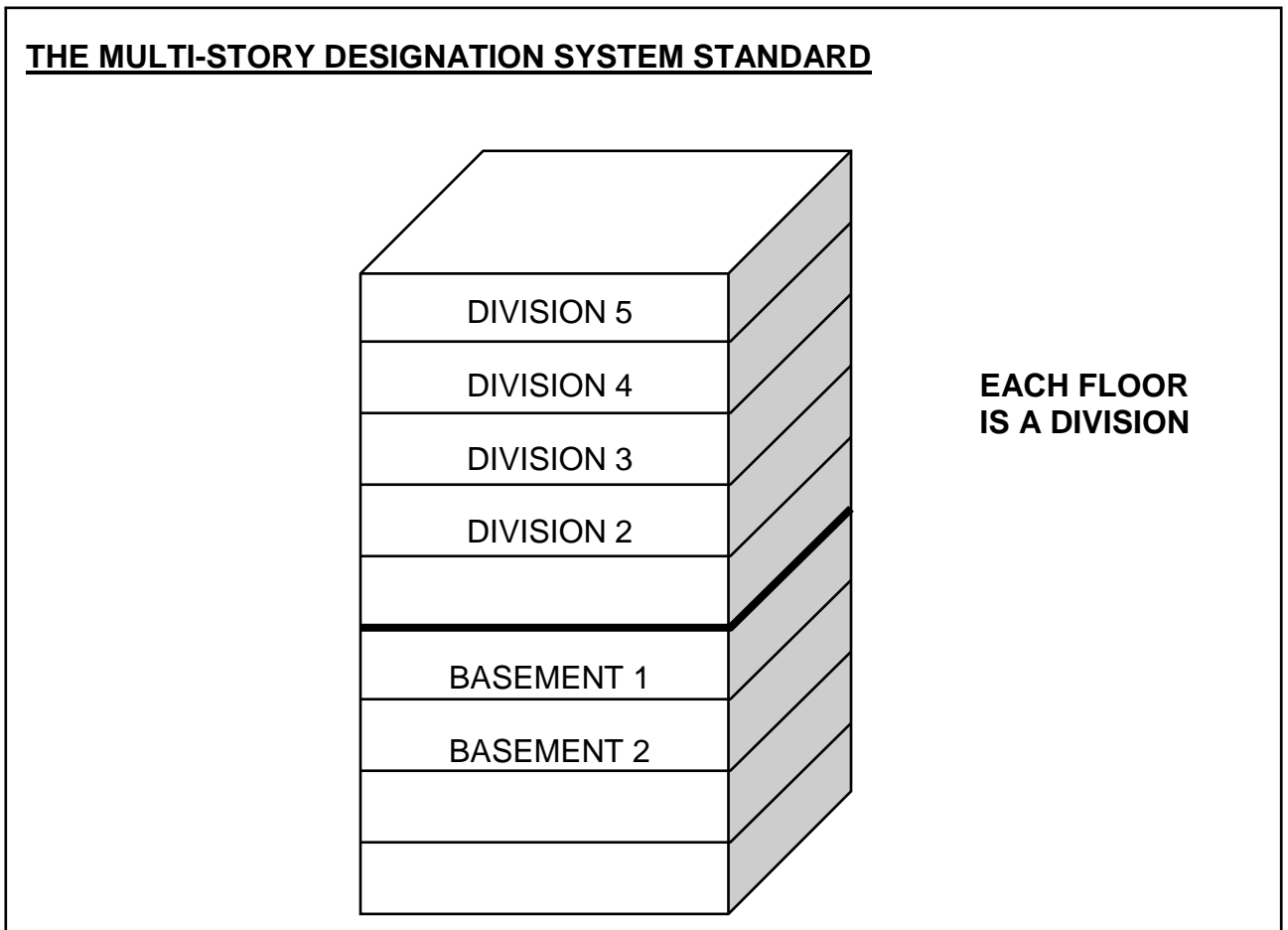




Typical Strip Mall Exposure Standard

| | | | | | | |
|-------------|-------------|-------------|-----------|-------------|-------------|-------------|
| Exposure B3 | Exposure B2 | Exposure B1 | Fire Area | Exposure D1 | Exposure D2 | Exposure D3 |
|-------------|-------------|-------------|-----------|-------------|-------------|-------------|

4. When operating in a multistory structure, it may be necessary to designate geographic locations by floor. This system of geographic designation uses the floor number, as shown below:



KEY CONSIDERATIONS

- When an incident becomes two significant incidents (e.g., one structure fire creates another structure fire) consider dividing the management of these incidents into two separate incidents (e.g., separate TAC Channels, additional alarms, etc.).